

———— **LEAD-ACID** ————
ELECTRIC MOTORCYCLE



ENERGIZE

YOUR LIFE ESTYLE

Tender1



ROSE GOLD



MATTE BLACK



RED



MATTE BLUE



ITEM	SPEC.
Dimension (L*W*H)	1800*670*1060 mm
Controller	12T
Motor	500W motor
Battery	60V20AH lead-acid batteries
Tyre size	80/100-10 Tubeless Tire
Brake	Front&rear 110 Drum Brake
Max.load	150KG
Max.speed	40 km/h
Max.Range	60 km
Slope hill-ability	13° (25%)
Container Loading 【CKD】	150pcs/40'HQ

Tender2



ITEM	SPEC.
Dimension (L*W*H)	1760*730*1090 mm
Controller	12T
Motor	500W motor
Battery	60V20AH lead-acid batteries
Tyre size	3.00-10 Tubeless Tire
Brake	Front disc brake & Rear drum brake
Max.load	150KG
Max.speed	40 km/h
Max.Range	60 km
Slope hill-ability	13° (25%)
Container Loading 【CKD】	125pcs/40'HQ

Tender3



ITEM	SPEC.
Dimension (L*W*H)	1740*680*1090 mm
Wheelbase	1240 mm
Motor	800W motor
Battery	60V20AH lead-acid batteries
Tyre	3.00-10
Brake	Front disc brake & Rear drum brake
Max.load	150KG
Max.speed	45 km/h
Max.range	55km
Slope hill-ability	13° (25%)
Container Loading 【CKD】	150pcs/40'HQ

Eagle1



WHITE



MATTE BLACK



SILVER



GREEN

ITEM	SPEC.
Dimension (L*W*H)	1850*700*1120 mm
Controller	12T
Motor	500W motor
Battery	60V20AH lead-acid batteries
Tyre size	3.00-10 Tubeless Tire
Brake	Front&rear 110 Drum Brake
Max.load	150KG
Max.speed	40 km/h
Max.Range	60 km
Slope hill-ability	13° (25%)
Container Loading 【CKD】	125pcs/40'HQ

Eagle2



GREEN



BLACK





SILVER/BLACK



BLUE

ITEM	SPEC.
Dimension (L*W*H)	1685*750*1030 mm
Controller	12T
Motor	800W motor
Battery	72V20AH lead-acid batteries
Tyre size	3.00-10 Tubeless Tire
Brake	Front180 disc brake,rear 110 drum brake
Max.load	150KG
Max.speed	40 km/h
Max.Range	60 km
Slope hill-ability	13° (25%)
Container Loading 【CKD】	125pcs/40'HQ

Eagle3



ITEM	SPEC.
Dimension (L*W*H)	1630*640*1070 mm
Wheelbase	1400 mm
Motor	1200W motor
Battery	72V20AH lead-acid batteries
Tyre size	90/90-12"Tubeless
Brake	Disc brake
Max.load	150KG
Max.speed	40 km/h
Max.Range	60 km
Slope hill-ability	13° (25%)
Container Loading 【CKD】	125pcs/40'HQ

Thumb



ITEM	SPEC.
Dimension (L*W*H)	1700*685*1080 mm
Controller	12T
Motor	500W motor
Battery	60V20AH lead-acid batteries
Tyre size	3.00-10 Tubeless Tire
Brake	Front180 disc brake,rear 110 drum brake
Max.load	150KG
Max.speed	40 km/h
Max.Range	60 km
Slope hill-ability	13° (25%)
Container Loading 【CKD】	150pcs/40'HQ



LVNENG | JIANGSU LVNENG ELECTRICAL BICYCLE TECHNOLOGY CO.,LTD
HENG SHAN QIAO INDUSTRIAL ZONE, CHANGZHOU, JIANGSU PROVINCE, CHINA

